

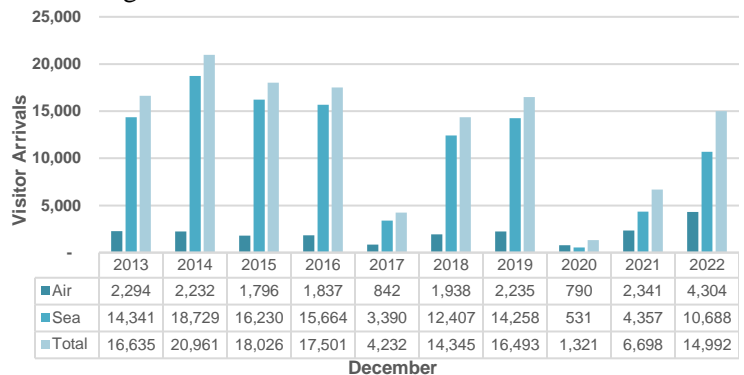


# Tourism Statistics Summary December 2022

## OVERVIEW

December's 2022 visitor arrivals to the shores of Anguilla numbered 14,992 persons; more than double the number of visitor arrivals in the corresponding December 2021 figure of 6,698. This figure under review registered the eighth (8<sup>th</sup>) highest number of arrivals for any December period spanning from 1993 – 2022. The increase in visitor arrivals over the 2021 corresponding period was due to the increase in arrivals for both stay-over and day-tripper visitors to the island. This December period, ended the year 2022 with Anguilla welcoming 95,767 visitors. This period under review registered the highest monthly figure for the year 2022, followed by November with the second highest of 10,844 arrivals.

The majority; 99.3% of the visitor arrivals, came with the intention of vacationing, while 0.7% came with the intention of doing business.



Visitor Arrivals, December 2013 - 2022

## PASSENGER MOVEMENT

Passenger arrivals (including both residents and visitors) for December 2022 totalled 21,404, an increase over the corresponding December 2021 figure of 7,937 passengers.

The seaports saw the higher number of inward passenger movement with 16,146 (75.4%) total passengers, of which 12,607 (78.1%) exited via the Blowing Point terminal and 3,539 (21.9%) via the Road Bay port. The Clayton J. Lloyd International Airport welcomed 5,258 (24.6%) of the total passengers.

Passenger departures for December 2022 also recorded an increase over the corresponding 2021 figure of 6,426 passengers, registering 19,841 outbound passengers.

Passenger departures via the seaports of Anguilla numbered 15,571 (78.5%), of which 12,139 (78.0%) left through the Blowing Point terminal and 3,432 (22.0%) via the Road Bay port. The Clayton J. Lloyd International Airport facilitated 4,270 (21.5%) of the total departures from Anguilla.

## TOURISTS (Stay-Over Visitors)

December's tourist (stay-over visitors) arrivals to Anguilla for 2022 numbered 9,457; a 47.6% increase over the corresponding December 2021 figure of 6,407 arrivals. This period under review was registered as the second highest figure for any December period when reviewing data spanning 1993 – 2022. December 2019 and 2020 were recorded as the highest and lowest recorded figures respectively over the said period. This monthly figure was the highest number of arrivals for 2022, with the lowest recorded in September of 1,395 arrivals. Anguilla welcomed 74,053 tourists to the island for 2022; this was the fourth highest annual figure with 2019 and 2020

registering the highest and lowest annual figures respectively for data spanning 1993 – 2022.

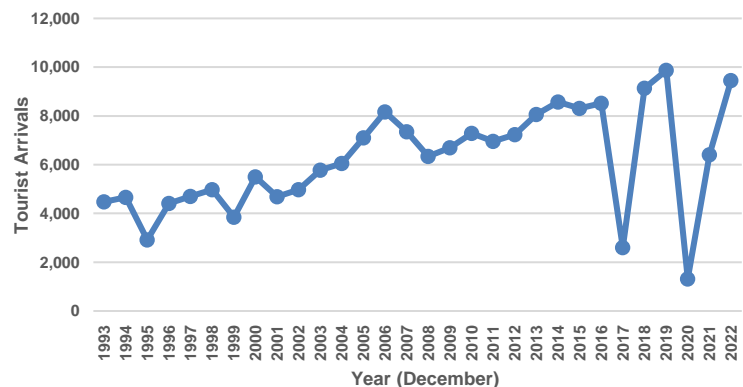


Figure 1: Tourist Arrivals, December 1993-2022

## TOURISTS (Stay-Over Visitors) *continued*

The average intended length of stay of tourists in Anguilla for the period under review was 8.0 days; a decrease from the 8.7 days recorded in December 2021. The majority of tourists; 45.6% intended to spend 4-7 days in Anguilla, while 23.1% of tourists planned to stay 8-15 days, followed by 20.2% who stated they intended to stay 1-3 days. The remaining tourists 8.2% and 3.0% intended to stay 23 or more days and 16-22 days respectively.

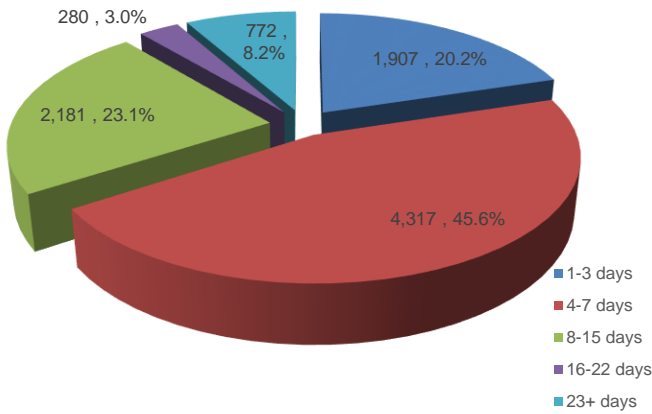


Figure 2: Tourist Arrivals by Length of Stay, December 2022

## EXCURSIONISTS (Day Trippers)

Excursionist arrivals for the month under review numbered 5,535 compared to the corresponding December 2021 figure one year ago of 291 arrivals. Despite this increase in the number of arrivals over the previous corresponding period, this figure remains below the pre COVID-19 period numbers. This figure is ranked the 14<sup>th</sup> highest for data spanning from 1993 – 2022.

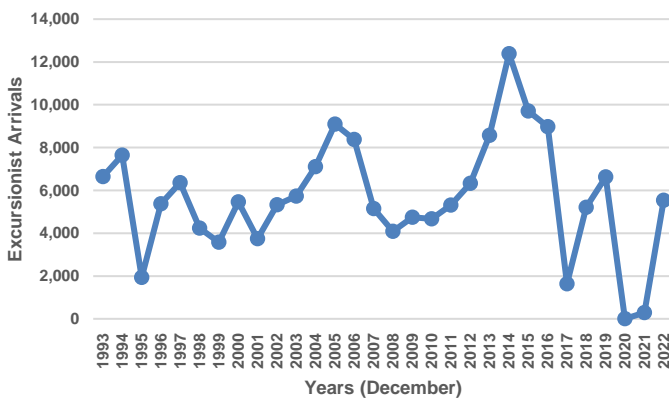


Figure 4: Excursionist Arrivals, December 1993 – 2022

A review of the source markets for December 2022, from which the 9,457 tourists visiting Anguilla originated, showed that nine out of ten source markets contributed to this overall increase. All the source markets showed increases over their corresponding 2021 figure except for German market with a decline of 13.2%. Anguilla’s main source market, the ‘USA’ accounted for majority of the arrivals during this period with 6,550 arrivals with 69.3% of the tourist share market. The ‘Caribbean’ and the ‘Other Europe’ source markets followed with 530 (5.6%) and 492 (5.2%) respectively of Anguilla’s tourist market.

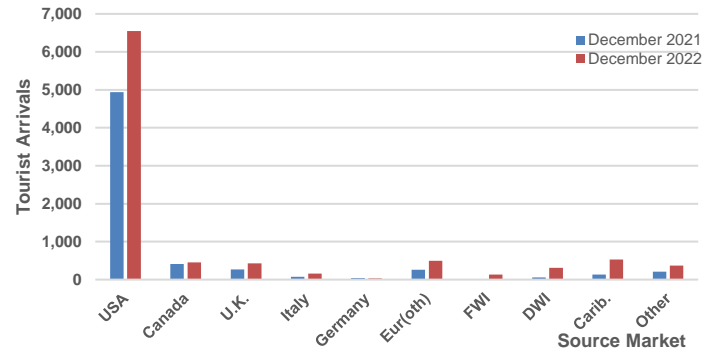


Figure 3: Tourist Arrivals by Source Market, December 2021 and 2022

A review of the excursionist numbers for December 2022 showed that all source markets contributed to this increase over corresponding December 2021 period. The majority of the excursionist arrivals were from the ‘USA’ source market; accounting for a 54.7% (3,030) share of the excursionist numbers, followed by the ‘Other European’ and ‘Canadian’ markets with shares of 17.1% (944) and 9.3% (514) respectively of the excursionist market.

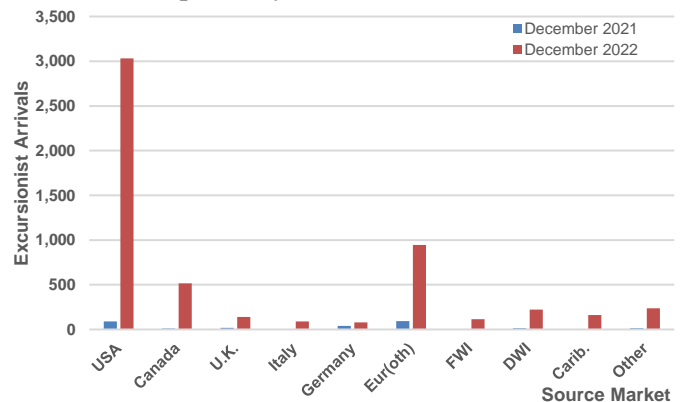


Figure 5: Excursionist Arrivals by Country of Residence, December 2021 and 2022

This report, along with other Tourism Data, is available at the Government of Anguilla Statistics Department’s website:

[http://statistics.gov.ai/StatisticsDept/Tourism2\\_4\\_5](http://statistics.gov.ai/StatisticsDept/Tourism2_4_5)

ANGUILLA STATISTICS DEPARTMENT  
P.O.BOX 60 | THE VALLEY | ANGUILLA  
BRITISH WEST INDIES

Telephone: + (264) 497-5731 | Fax: + (264) 497-3986

Email: [statistics@gov.ai](mailto:statistics@gov.ai)

‘Sound Statistics for Sustainable Development’